


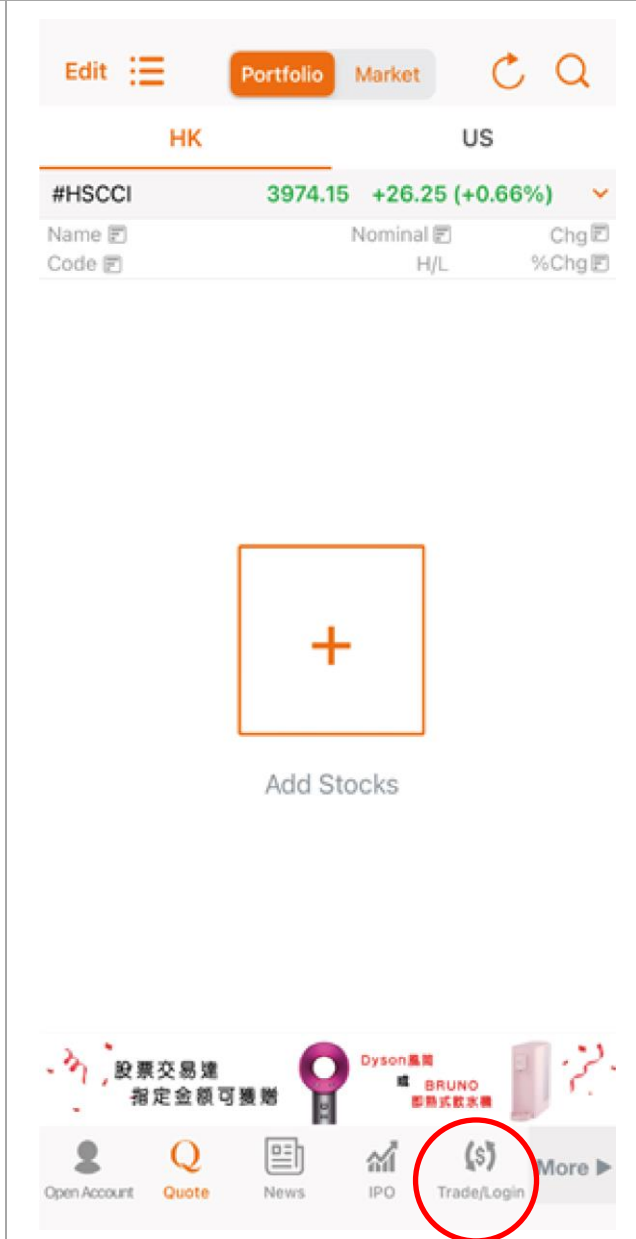
**User Guide
of
Two-Factor Authentication (TFA) Update
(iOS)

DAS Invest**


Step 1: Go to App Store and update the current app to the latest version 1.0.9


Step 2: Re-register TFA in the latest app 1.0.9

Instructions for Step 2

1. Open the latest app (ver. 1.0.9)	2. Press "Trade / Login" in the Shortcut Bar
	

3. Login to your account






滙業證券有限公司
Delta Asia Securities Limited


User Login Reset/Forget PW

Remember Username

Select Server Hong Kong ▾

Version 1.0.9  Disclaimer


4. Press "Activate Now"



Register and Activate Two Factor Authentication

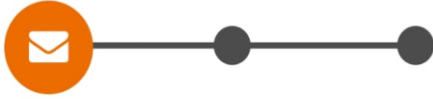
Through the registration and activation process below, this phone will be used as the second element in two factor authentication to verify identity.

This phone verifies the second element without mobile data or WiFi connection.



5. Press "Register and Send Email"

← Back



A one-time activation password will be generated and sent to your email address below.

c*@delta-asia.com

REGISTER AND SEND EMAIL

CANCEL REGISTRATION

6. Press "Confirm" & Check Email

← Back



A one-time activation password will be generated and sent to your email address below.

c*@delta-asia.com

Email Sent


An email has been sent to your account at c*@delta-asia.com

CONFIRM

CANCEL REGISTRATION

7. Enter the activation code in the email in boxes

← Back



Please check your email and enter the activation code in the email here


SIK -

ACTIVATE

RESEND EMAIL(14S)

CANCEL REGISTRATION

8. Get the activation code in the email in boxes

 Tue 14/02/2023 02:11 PM
DAS.Settlement@delta-asia.com
DAS Invest: One-Time Registration Code

收件者 

 如果這個訊息的顯示有任何問題，請按一下這裡，在網頁瀏覽器中檢視。




雙重認證註冊

您好 ，

我們收到了在新的設備上啟用雙重認證註冊的請求，以下是一次性註冊碼：

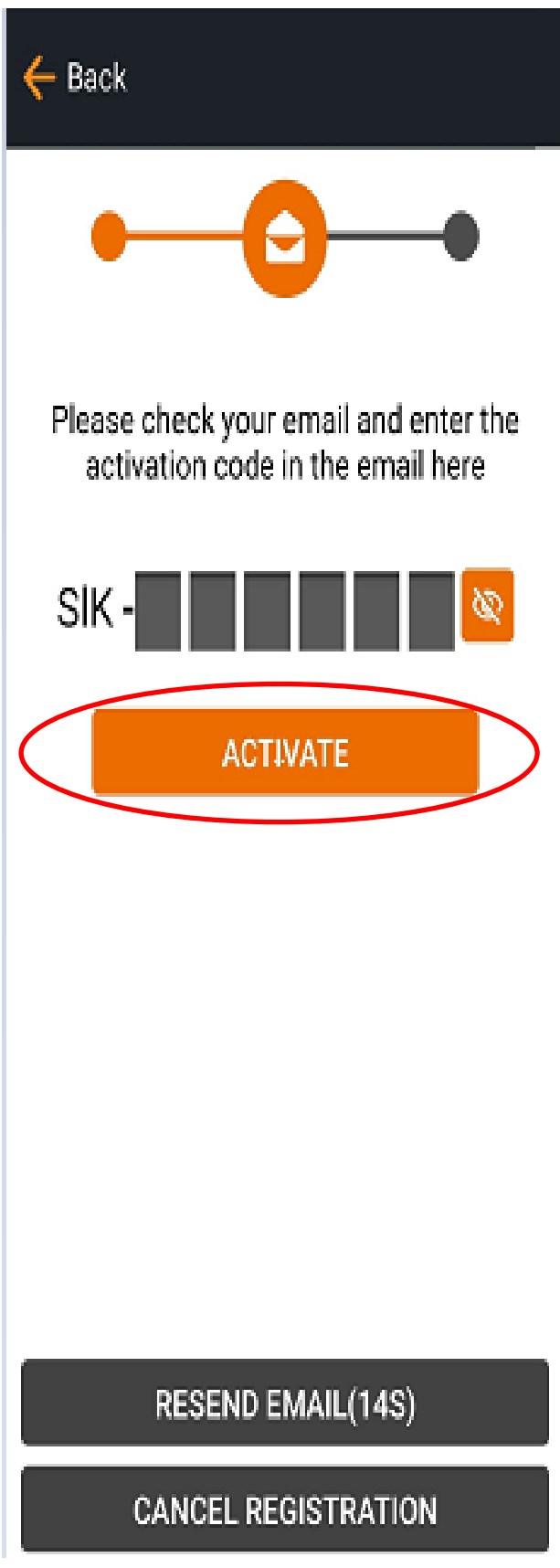
SIK - 322185

(註冊碼將在5分鐘後過期)

請在您的流動設備上的交易程式內輸入上述註冊碼以完成註冊。如果您沒有申請註冊，則有可能是其他人嘗試登入及註冊您的帳戶。我們不會通過電話或電子郵件要求客戶提供上述註冊碼，不要轉發或將此註冊碼提供給任何人。

滙業證券有限公司 謹啟

9. Press "Activate" after entering the code



10. Press "Continue Login" & Complete Step 2

