

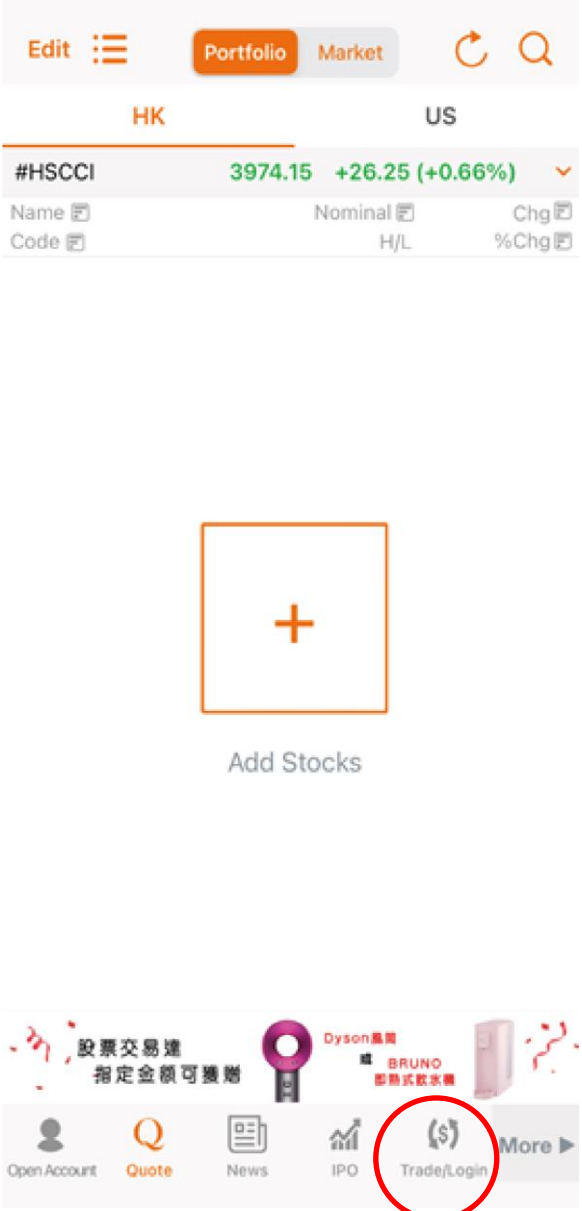
**User Guide
of
Two-Factor Authentication (TFA) Update
(Android)

DAS Invest**


Step 1: Go to Play Store and update the current app to the latest version 1.0.7

Step 2: Re-register Two-Factor Authentication (TFA) in the latest app 1.0.7

Instructions for Step 2

1. Open the latest app (ver. 1.0.7)	2. Press "Trade / Login" in the Shortcut Bar
	

3. Login to your account




匯業證券有限公司
Delta Asia Securities Limited

User Login [Reset/Forget PW](#)

Username


Password

Remember Username

Select Server Hong Kong 

LOGIN


[Contact CS](#)

 Mobile Security Token

[Open Account](#)

Version 1.0.7 [Disclaimer](#)


4. Press "Activate Now"



Register and Activate Two Factor Authentication

Through the registration and activation process below, this phone will be used as the second element in two factor authentication to verify identity.

This phone verifies the second element without mobile data or WiFi connection.

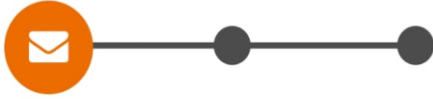


ACTIVATE NOW

CANCEL REGISTRATION

5. Press "Register and Send Email"

← Back



A one-time activation password will be generated and sent to your email address below.

c*@delta-asia.com

REGISTER AND SEND EMAIL

CANCEL REGISTRATION

6. Press "Confirm" & Check Email

← Back



A one-time activation password will be generated and sent to your email address below.

c*@delta-asia.com

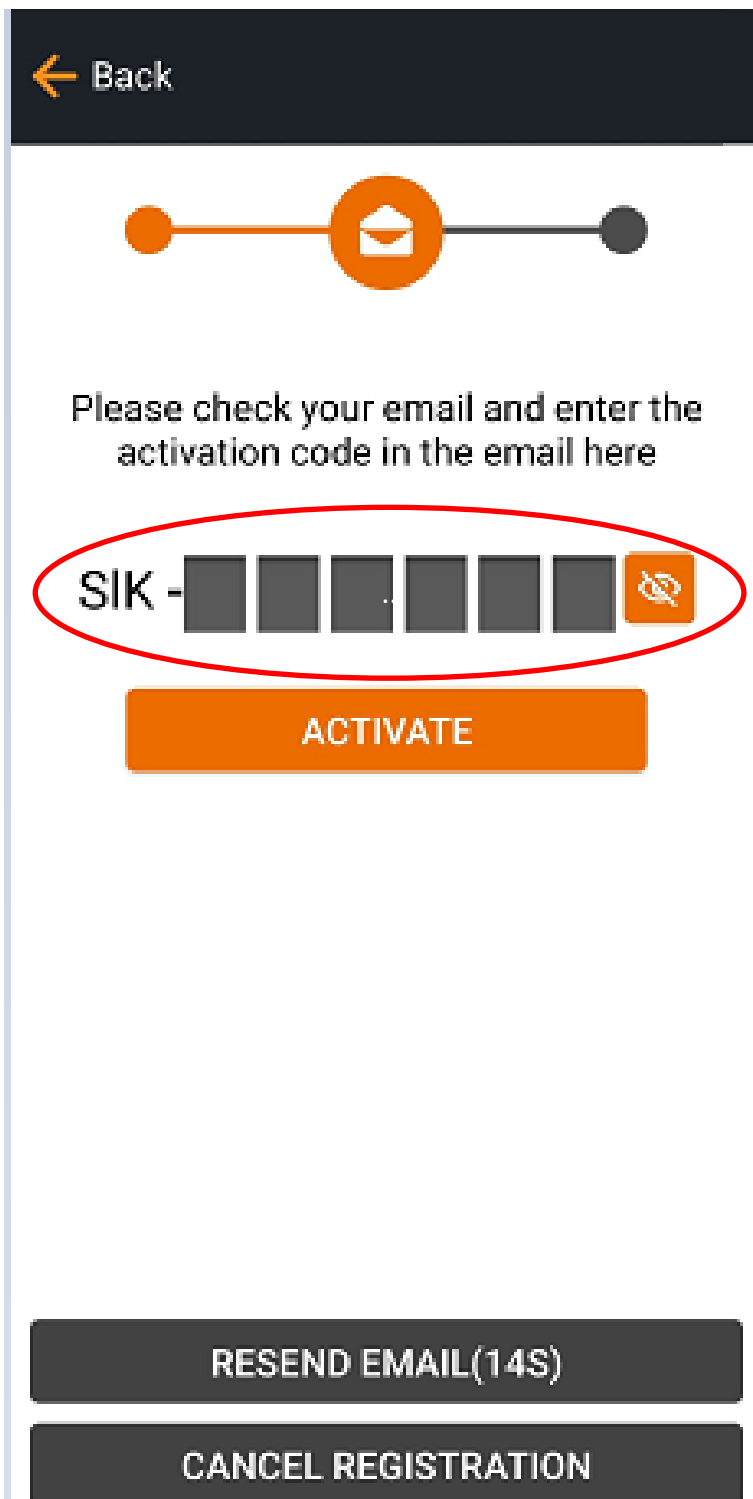
Email Sent

An email has been sent to your account at
c*@delta-asia.com

CONFIRM

CANCEL REGISTRATION

7. Enter the activation code in the email in boxes



The image shows a mobile application interface for account activation. At the top, there is a dark header with a yellow arrow and the text "Back". Below the header is a progress indicator consisting of three circles on a horizontal line; the middle circle is orange and contains an envelope icon, while the other two are grey. The main text reads "Please check your email and enter the activation code in the email here". Below this is a text input field labeled "SIK -" followed by six grey boxes for digits and a clear button with an orange 'X' icon. This entire input area is circled in red. Below the input field is an orange "ACTIVATE" button. At the bottom, there are two dark grey buttons: "RESEND EMAIL (14S)" and "CANCEL REGISTRATION".

8. Get the activation code in the email in boxes

 Tue 14/02/2023 02:11 PM
DAS.Settlement@delta-asia.com
DAS Invest: One-Time Registration Code

收件者 

 如果這個訊息的顯示有任何問題，請按一下這裡，在網頁瀏覽器中檢視。




雙重認證註冊

您好 ，

我們收到了在新的設備上啟用雙重認證註冊的請求，以下是一次性註冊碼：

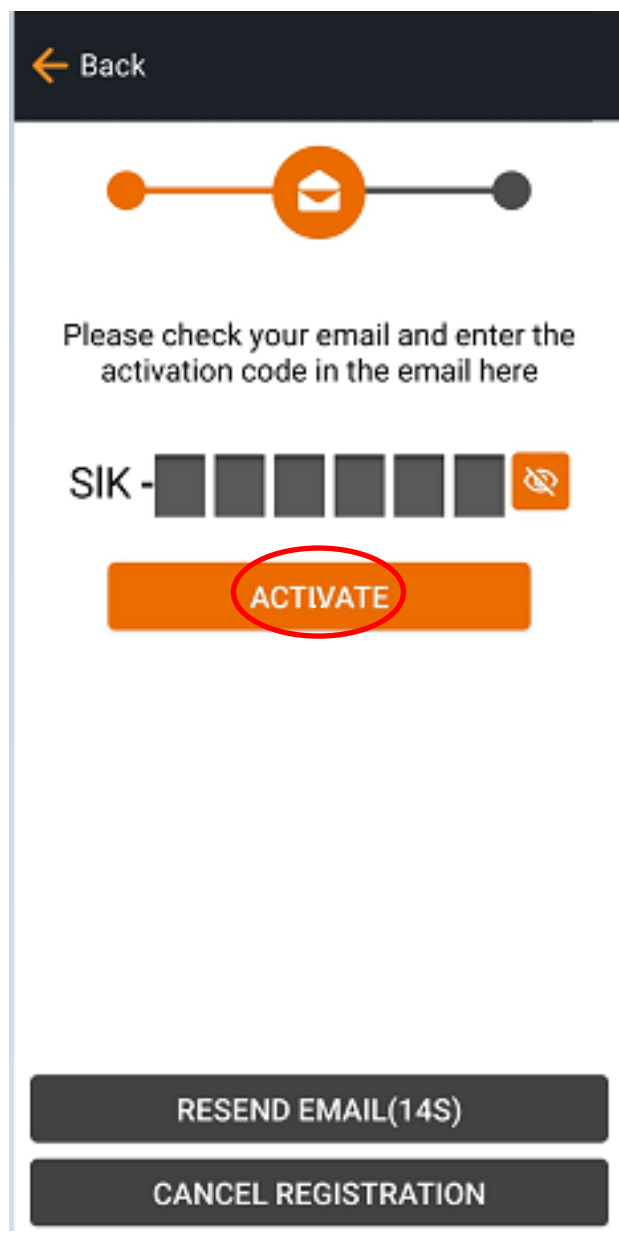
SIK - 322185

(註冊碼將在5分鐘後過期)

請在您的流動設備上的交易程式內輸入上述註冊碼以完成註冊。如果您沒有申請註冊，則有可能是其他人嘗試登入及註冊您的帳戶。我們不會通過電話或電子郵件要求客戶提供上述註冊碼，不要轉發或將此註冊碼提供給任何人。

滙業證券有限公司 謹啟

9. Press "Activate" after entering the code



10. Press "Continue Login" & Complete Step 2

